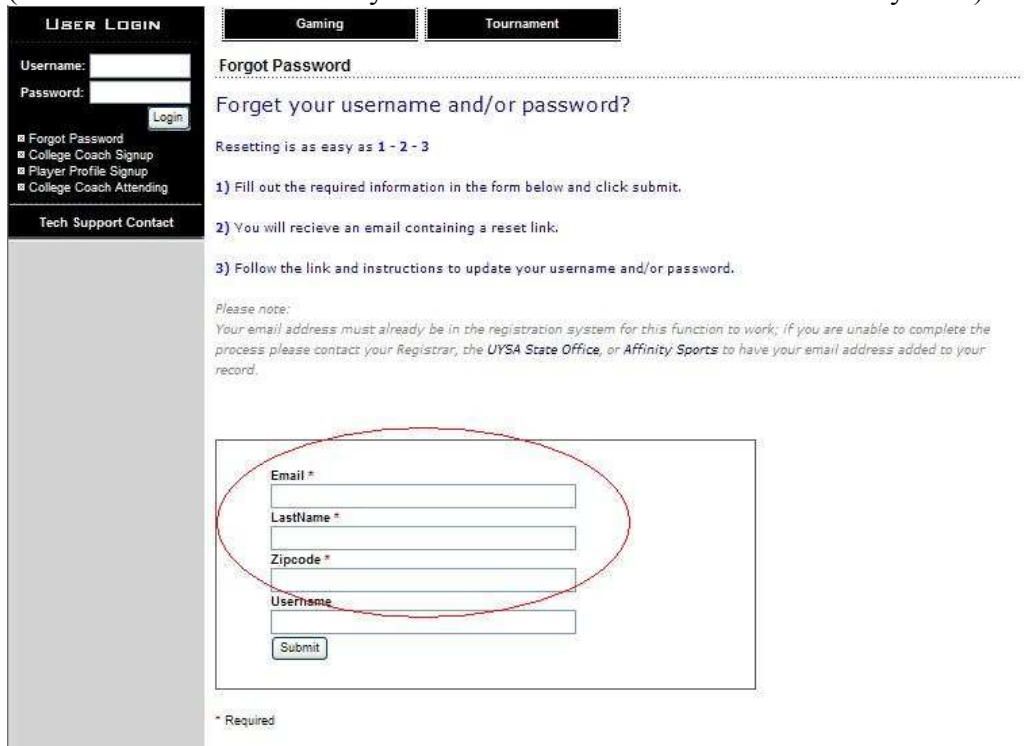


## UYSA Referee Username & Password retrieval

1. Referee proceeds to the following site: [uysa-referee.sportsaffinity.com](http://uysa-referee.sportsaffinity.com)
2. Once viewing the main page user selects forgot password link:



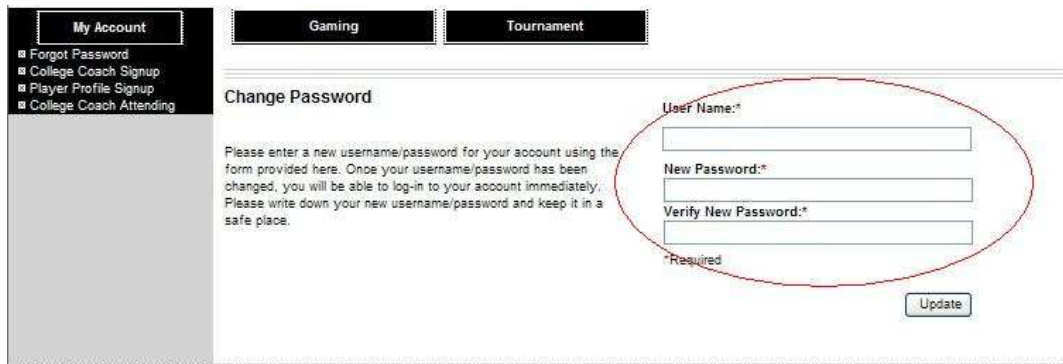
3. User is taken to the “forgot password” screen. User must enter email address, last name, and zip code. If user has been in the system prior they can choose to enter their username though it is NOT required. If you do not know your username or you do not yet have one, please leave this blank. Select Submit when finished. (\*Please note that the email you enter must be the one on file in the system.)



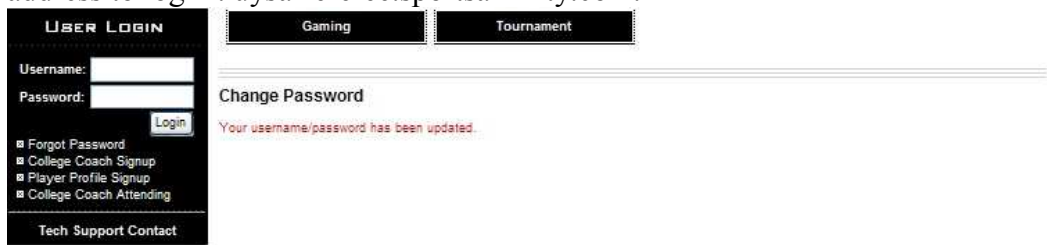
- After a few moments check email. Email received should look like the one shown below. If you have a username it will be shown, if you do not have one it will prompt user to create one when resetting password. Users name and full address will be shown. All family members attached to account will be shown on right. If multiple account are found call tech support at 800.808.7195. Click on the “Reset Password” link.



- User will be taken to the following page. User will be prompted to enter a username and password. If user already has a username it will be shown and user is only prompted to enter a new password. Enter information and select update button.



- Once complete user will be taken to the following page. User will be able to log in, in the upper left hand corner. User is also able to go to the following web address to log in. [uysa-referee.sportsaffinity.com](http://uysa-referee.sportsaffinity.com).



- Once logged in user is taken to the welcome page. Please select the “my account” button in upper left corner. While viewing the main page, user will see the “My

Info” box with users name listed. Select the “Edit” link please update any needed information. Scroll down to bottom and save.

If further technical support is need please contact Affinity Sports at 800.808.7195.