

GRO 0 - 0 VVV | 57:19

UYSA / Referee Zoom

Fall Season 2025

RESPEC

ARAD

Appreciation

Also hints on getting registered


-
- We appreciate every single one of our referees and want them to have a positive experience and safe working environment
 - Issues with registering with USYA? Please make sure you follow each instruction step. (Issues with cut and paste will result in not getting paid)
 - If you continue to have issues email Holly Gundred sdo@utahsrc.com – please include your name and contact info
 - To log into your referee account you MUST use your referee log in USER NAME and password. You received this from uysarr@gmail.com



Job Assignment – UYSA thanks you for your professionalism

- If you accept the game – show up timely (preferably 30 minutes early for the Center; 15 minutes early for the AR)
- Be in uniform – **official shirt, shorts, socks are required!**
- **If you look professional – adults will treat you professionally**
- Centers – meet pre-game with each coach – not optional
- Check in the teams – not optional
- Check the field for safety concerns
- Note concerns that the coach(es) bring to your attention as these should be included in your game report comments
 - No lines, flags
 - Goals not secured (make sure safe to play)
 - Coach/Players not on the roster
 - Jersey numbers on the roster or digital cards
- Referee the game
- Submit the Game Report (this is for UYSA to know the game was played and how it went)
 - Use the Review Requested button if necessary
- Complete the Match Review (this is to be paid)






Job Assignment – Professionalism – Outlying areas

- UYSA understands that many of our outlying areas have a small referee pool that is formed by players, parents and coaches from the local club.
- We know these refs know the local team, coach and probably some of the players personally.
- Please have an even higher degree of professionalism.
- DO NOT give the away team the impression that you are personal friends with the other team.
- **Everyone should avoid spending extra time chatting with the home coach or players beyond what you do with the away team.**
- ARs – do NOT come to the game carrying your club bag (Capelli has good prices for our refs 😊).
- Although everyone knows there is familiarity in these smaller areas, the away team should have the impression that they were treated equally.

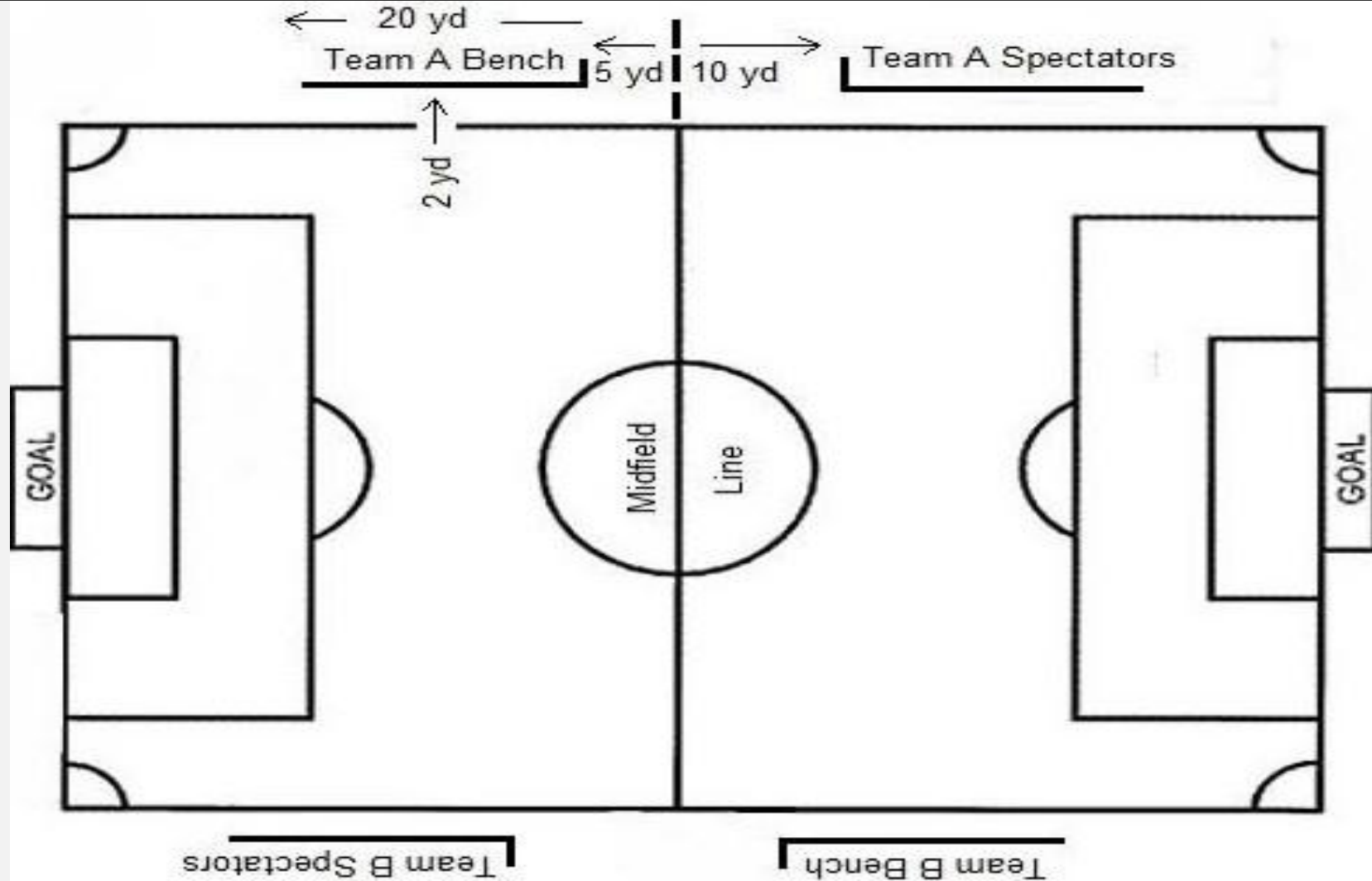
Misbehaving Parents and Coaches - how to handle?

- Parents / Spectators
 - Make sure spectators are sitting where they are required by policy.
 - Centers meet with each coach prior to the game to discuss HOW you intend to handle misbehavior by parents and spectators.
 - **When the issue arises – your conversation should be with the coach.** Identify the persons involved and the specific behavior and allow the coach to try and fix the issue. If the coach refuses, use your discretion on how to handle.
- Coaches – UYSA points of emphasis!
 - Law 12 guidelines [Hint – if your write up uses these descriptions, then UYSA can simply point the coach to the language so they know exactly how wrong they were]
- How and when a coach can communicate with you MUST be discussed in the meeting prior to the game.
- Coaches can ask for a clarification of the call, they cannot persist or continue to dispute the call
- Where an offence is committed and the offender cannot be identified, the senior team coach present in the technical area will receive the sanction. [Yep, for parental behavior too!]
- Public, personal, provocative, profane, persistent remarks directed at, to or about a referee are NOT ALLOWED
- Ask (warning), tell (caution), dismiss (send off)



UYSA Field Set Up

This must be followed for all games with assigned ARs!




Having accurate rosters is crucial to ensuring a fair game and avoiding potential disputes. If there is a discrepancy between the game day rosters provided by each team, it should be documented in your game report.

For example, "Coach xxxxx was marked as redlined on the away team's roster but was listed as good on his team's roster."

Zero Tolerance – what is it?

Zero Tolerance is an enforcement / disciplinary process used by UYSA, not by the referee on the field.

- Allowed and Disallowed – (from the UYSA website) [Zero Tolerance for Referee Abuse FAQs — Utah Youth Soccer Association](#)
- The goal is NOT a silent sideline- the goal is to eliminate inappropriate behavior.
 - While the goal is to prevent bad behavior from occurring, the reality is that this program is intended to **prevent** a coach / sideline from **REPEATING** the bad behavior.
 - Draft a complete report with clear explanations as to what the behavior was and why it would make sense for the sideline to take some games off to re-evaluate what it means to be a supporter or coach at a youth soccer game.



UYSA teaching points:

Creating a positive
learning environment
for Player Development

Coaches, Referees and
Parents Goals:

- Build Relationships
- Understand the opposite side point of view
- Set a great example to the players
- Work together to put the development of players first


Coaches responsibilities...

- **1. Improve understanding of officials and officiating**
- **2. Focus on doing your own job**
- **3. Don't criticize, humiliate or embarrass our referees**
- **4. Watch the language**
- **5. Don't question integrity**



Who can talk to a referee ?

- Coaches – We encourage you to introduce yourself when you meet with the center before the match & start a mutually respectful relationship. Throughout the match anything specifically stated to a referee should be done appropriately.
- Players – Most referees welcome communication with players, especially when done courteously. Take ownership of your game. Ask for clarification on a call or decision *with* respect.
- Parents – there is NO reason to speak with a referee.
 - UYSA knows the names and assignments of all referees.
 - In order to file a complaint, you do not need the official's name.



New from US Soccer

—

- Revision of Policy 531-9 / Youth & Amateur
- [2f05fc99cfcd0fe167e023708ffc2cbda374b399.pdf](#)
- Effective March 2025
- Explanatory video: [Referee Abuse Prevention Policy | U.S. Soccer Official Website](#)

PENALTIES MATRIX



The **Penalties Matrix** defines consequences associated with physical and non-physical offenses against Referees.

NON-PHYSICAL OFFENSES of gross misconduct, abuse, and / or assault

NON-PHYSICAL*	MIN. GAMES	TIME
Insulting, Belittling, Insinuating or Taunting Behavior Undermining Referee Authority	2	
Harassment, Intimidation, Retaliation, Abusive, or Threatening (Non Physical) Language	4	
Aggression, Attacking, Derogatory, Cyberbullying, Doxing or Threatening (Physical / Violence) Language	6	6 - 24 Months
Offensive or Discriminatory Act	10	12 - 24 Months

PHYSICAL OFFENSES of gross misconduct, abuse, and / or assault

PHYSICAL*	MIN. GAMES	TIME
Minor or Slight Deliberate Touching	3	1 - 6 Months
Pushing, Grabbing, Pulling, Squeezing, Pinching, Lightly Slapping, Use of Object in Non Striking Manner, or Physical Property Damage	10	6 - 24 Months
Hitting, Punching, Elbowing, Kicking, Biting, Spiting, Choking, Tackling, Throwing or Use of Object or Any Part of Body (Forearm, Knee, Head) in a Striking Manner		12 Months - Lifetime

(*) **Disclaimer:** These are only a few examples of abuse – other actions or statements may also fall into this category.

8 Second Rule - GK


- A corner kick is awarded if a goalkeeper, inside their penalty area, controls the ball with their hand(s)/arm(s) for more than eight seconds before releasing it. A goalkeeper is considered to be in control of the ball with their hand(s)/arm(s) when:
 - the ball is between their hands/arms or between their hand(s)/arm(s) and any surface (e.g. ground, own body)
 - holding the ball with their outstretched open hand(s)
 - bouncing it on the ground or throwing it in the air
- The referee will decide when the goalkeeper has control of the ball and the eight seconds begin and will visually count down the last five seconds with a raised hand.
 - A Goalkeeper cannot be challenged by an opponent when in control of the ball with their hand(s)/arm(s).



Special Rules for 9U-12U

Know the special rules for 9U – 12U

- Build out lines (9U-10U)
- No heading (9U-12U)
- No scores no standings (9U-11U)
- Link on UYSA website
 - [Utah State Competition Soccer Leagues — Utah Youth Soccer Association](#)
 - Info is near the bottom of that page.





No Scores No Standings

- 9U, 10U and **11U** are all no scores, no standings
- 9U – 11U are allowed to use tournament rosters with photos. All players playing must be listed on the roster.
- Game Report is required - Entering your comments in the comments box will automatically save the score as 0 – 0.
- In the **comment box** enter the details from the game and you can enter the team name and score for each team e.g. USA 2 – Eng 1.
- Scores entered into the score boxes **MUST** be 0 – 0.

CCL's are MANDATORY in 9U, 10U

MANDATORY – not optional – in 9U and 10U

- The goal is to change the way these younger teams' coaches and parents THINK about the referees. We are all part of the same team.
- Resource to help support the referee
- One CCL should be provided from each team for each game
- If one team does not provide one – this should be in your game report
 - If one team doesn't have a CCL the other team may provide the second one
- CCL should wear the vest that HAS been provided to each team
- "In and out of bounds" only. Great if they will run the standard half to goal-line so they can help on goal-line calls as well.
- 2 Strikes (reports to UYSA) that you wouldn't use the CCLs and we will ask that you not be assigned to 9U-10U games
 - First time Holly will hunt you down and chastise you.
- If you want to know what they are instructed to do, watch the video. (5 minutes) [Certified Club Linesman — Utah Youth Soccer Association](#)
- If someone does a great job, invite them to become a ref!



Eliminating Discriminatory and Racists Comments

UYSA requests that refs follow the MLS Next process

- UYSA has designed our proposal to match how MLS Next is handling these situations
- If a player or coach reports a discriminatory and /or racist comment to you and neither you nor your ARs heard it:
 - **Wait for a dead ball – then blow your whistle**
 - **Send both of the teams to their sidelines**
 - **Go to the complaining team's sideline and get the specifics**
 - **Go to the other side's coach and report the alleged comments**
 - **Remind the coach and the team that such comments are NOT allowed**
 - **Bring teams back on and restart the game**
 - **Be even more cognizant as a crew of any comments**
 - **Write up that this happened in comments and hit the review button!**

Elimination of use of the word "Nigga" from the game

- UYSA was humiliated when, at 2023 Presidents Cup Regionals and Far West Regionals, 3 Utah players from 3 separate Utah clubs were ejected from games and the tournament for use of the word "Nigga".
- UYSA is aware that some of our minority players have taken to using this word with each other, and we have heard it being used extensively in conversation or during practices.
- If you hear the word – context matters. Use your discretion:
 - If used conversationally with a teammate – maybe a warning or a caution
 - If used as part of a negative comment to another player or to you as the ref – ejection for “foul and abusive” language.
 - This applies to ANY discriminatory or racist language.
- Make sure you describe clearly in comments what was said and the context. UYSA will likely add an additional game suspension.

High School Age Groups

Request to substitute cautioned player



HS rules require that all cautioned players must be subbed from the game to allow them a cooling-off period. This makes logical sense and UYSA has invited its 15U – 19U coaches to implement this process with their teams, especially if the player is heated.



Note this is not required but you can use this **to your advantage** to help control the match.



UYSA's mass-confrontation policy

We have instructed teams to-

- Players - try to remove YOUR team's player from the confrontation. Players on the bench - STAY on the bench and OFF the field. Any bench player who enters the field "may" be ejected.
- Coaches - you may enter the field without permission to de-escalate the situation by removing YOUR player/s. Do everything in your power to avoid touching a player from the other team.
- Parents - Stay OFF the field. If you must step on the field, only do so to remove your child from the confrontation. DO NOT touch any other player.

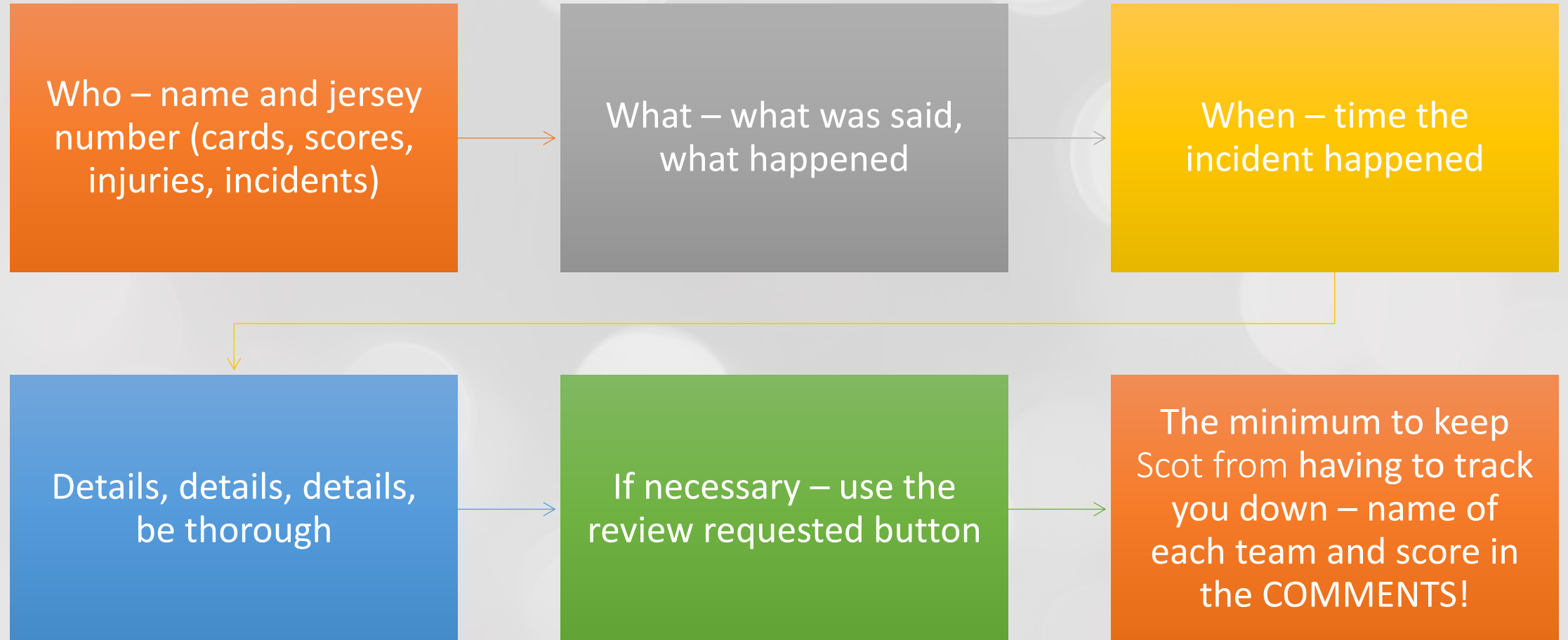
GAME REPORTS

- Every game MUST have a report submitted
- Game reports are NOT the match review you must click in the score box of the actual game.
 - Match Review = Payday!

- Game Report = Happy UYSA
- Must be submitted within 24 hours if there was a red card and
 - MUST click the review button
- All reports are due within 48 hours
- Every report Must be complete –
 - Major injuries -
 - Cautions / send offs
 - It is NEVER acceptable to use cautions to control a game and then them
 - If the numbers don't match, give us as much info as you have
 - Early termination – must include the game minute it was terminated
 - Concerns from Coaches brought to your attention
- Emails from the SRC (Holly) require an immediate response
- Keep reports until the end of the season



Elements of a Game Report



Mentors

- If you are a newer ref, ASK your assignor to have a mentor attend at least one of your games.
- Assignors – Young ref's first game in the middle, get a mentor!
- If you are a more experienced ref and want to mentor, please contact Holly.
- Watch for IRef supplemental training opportunities.



UYSA's Fall '25 Season Emphasis

UYSA's refs and coaches are working together to create a safe, competitive atmosphere to help every player improve.

It is impossible to create this relationship WITHOUT communication!

Centers must meet with each coach pregame to discuss HOW and when to communicate.

US Soccer's 2025 Emphasis

POLICY 531-9 / YOUTH & AMATEUR

REFEREE ABUSE PREVENTION



OFFICIAL U.S. SOCCER POLICY

Policy 531-9 | Misconduct Toward Game Officials in Amateur Matches

EFFECTIVE MARCH 2025

Adopted by the U.S. Soccer Board of Directors on November 22, 2024

LAW 18



Does the game (age / level) need it?

UYSA is here to help you!

- Review requested – button

☒ Game Comments review requested

- We'd rather read that nothing happened than miss a critical incident that needs to be addressed.
- Report any bad behavior
 - it saves the next referee from dealing with the same or worse behaviors.
- Send emails to the League Office at either of the following emails:
 - Scot at sboyd@UYSA.org; Michelle at mwixom@UYSA.org
- For help on the ref side: Holly sdo@utahsrc.com
Michael and Trin syra@utahsrc.com