



How to Register with U.S. Soccer's Learning Center

All coaches and managers are responsible for creating a U.S. Soccer Learning Center account to stay up to date with national and Utah Soccer Federation SafeSport and concussion requirements.

Manager Registration Requirements

- Requires Learning Center account
 - Safe Sport Training - yearly
 - Concussion Training - yearly
- Requires Sports Connect account
 - Registration with team/club
 - Background Check

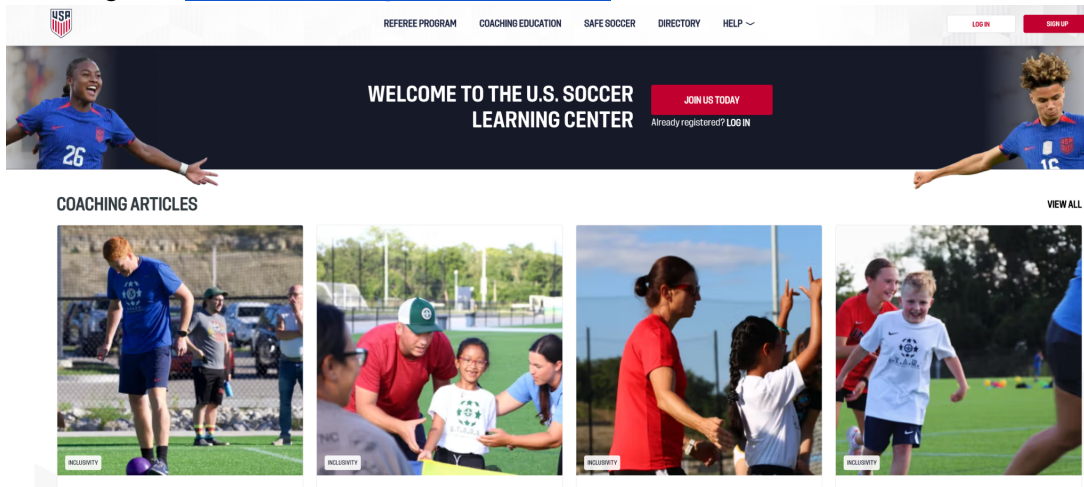
Coach Registration Requirements

- Requires Learning Center account
 - Safe Sport Training - yearly
 - Concussion Training -yearly
 - U.S. Soccer Coaching License (for gaming league)
- Requires Sports Connect account
 - Registration with team/club
 - Background Check

Registering with the U.S. Soccer's Learning Center and completing Safe Soccer Phase 1(Safe Sport and Concussion training)

Use the same legal birth name, birthdate, and email that you use (or will use) in your Utah Sports Connect account—everything needs to match so your accounts sync properly.

1. Please go to: <https://learning.ussoccer.com/>



2. If you already have an account click on LOG IN in the top right corner
3. If you are creating an account for the first time, please click JOIN US TODAY.
 - a. **Use the SAME EXACT Legal Birth Name, Birthdate and Email as you have or will use in your Utah Sports Connect account, the information MUST match to sync accounts**

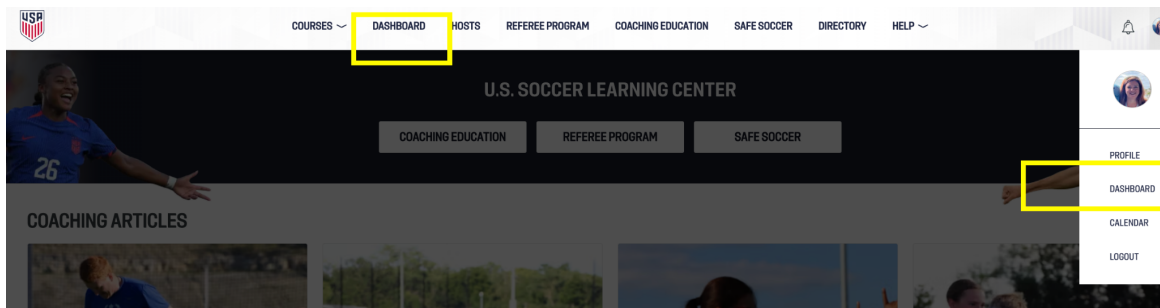


How to Register with U.S. Soccer's Learning Center

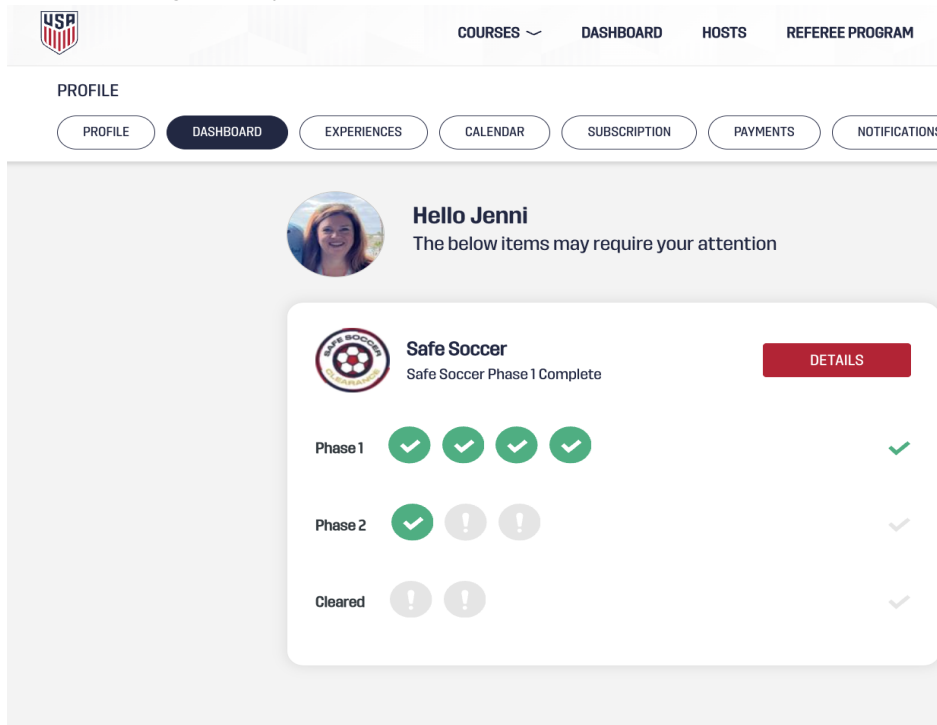
4. Once your account is created, click on the COACHING EDUCATION button



5. To access your Dashboard, you can click on the top menu or the dropdown on the right top corner.



6. A Safe Soccer section - should appear on your dashboard, if it is not, click on your Profile (on the bottom right side) and CLICK GO TO SAFE SOCCER

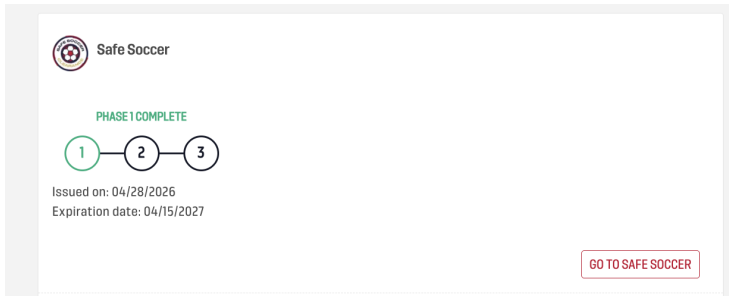


7. DASHBOARD VIEW - Click on the DETAILS button

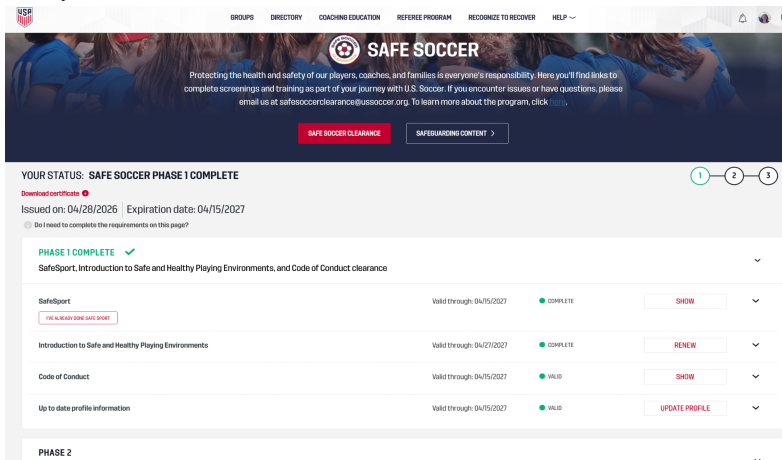


How to Register with U.S. Soccer's Learning Center

8. PROFILE VIEW - Click on GO TO SAFE SOCCER

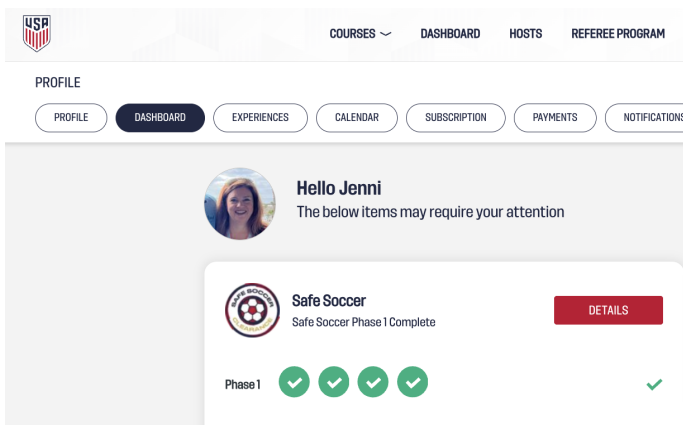


9. Once in the **Safe Soccer** section of the Learning Center, you will only need to complete **Phase 1**. There is no cost to Phase 1. At this time Phases 2 and 3 are not required to be completed.



10. You do not need to download a Certificate, the U.S. Soccer Learning Center account and your USF Sports Connect account will sync if the accounts are made with the same information. Your Safe Sport training and Concussion (Safe and Healthy Play Environments) and License details (coaches only) will automatically update.

11. When Safe Soccer Phase 1 is completed, the LC account dashboard should have 4 check marks.



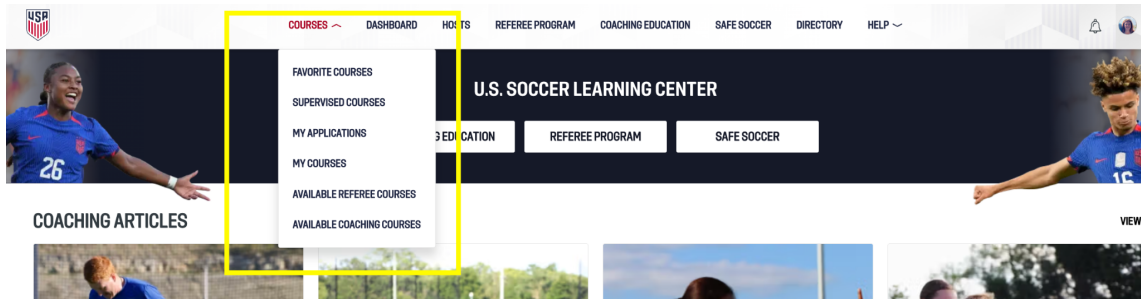
12. After you are rostered to a team in USF's Sports Connect your SafeSport and Concussion credentials should populate from the Learning Center. If your Utah Coach Account does not update within 48 hours of completing Safe Soccer Phase 1, please email jbreckenridge@usa.org with your USSF ID Number and name. The number can be found in your U.S. Soccer Learning Center's account on your profile page.



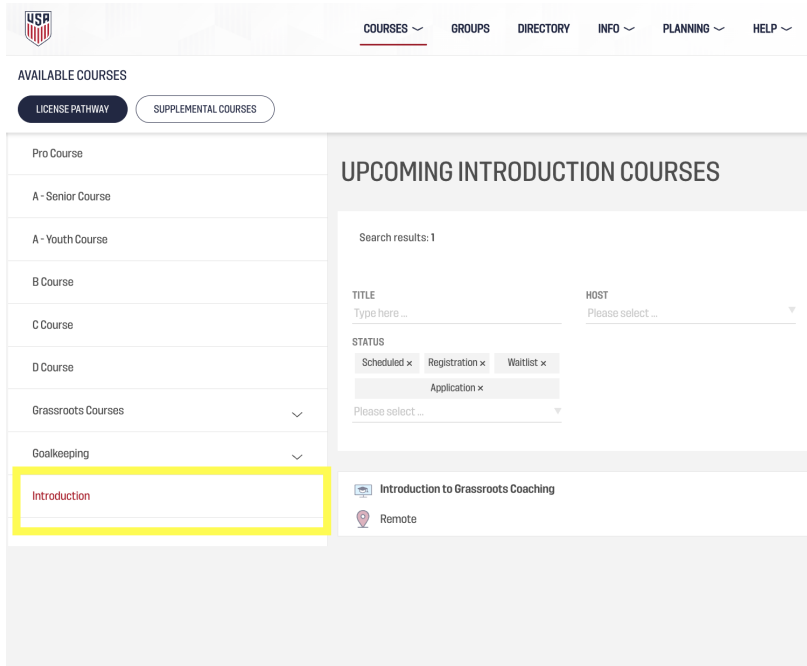
How to Register with U.S. Soccer's Learning Center

Coaching License Information (Not required for Team Managers)

1. From the Learning Center and the DASHBOARD View, you can find a course menu - dropdown
2. Click on AVAILABLE COACHING COURSES



3. All coaches Need to complete the FREE Introduction to Grassroots before any other registrations can be done in U.S. Soccer’s Learning Center.



- 4.
5. Once the Free Introduction course is completed a coach can register for In-Person Grassroot Courses.
6. To coach in Utah 2 in person Grassroots are required and the links are not on the U.S. Soccer Learning Center website.
7. To find UTAH In-Person Grassroots Courses please visit the Utah Soccer Website, under Coach/Managers, In person Grassroots Courses
 - a. <https://www.utahyouthsoccer.net/grassroots-in-person-courses/>
 - b. Please follow instructions to join the Waitlists for the course set you'd like to enroll in.